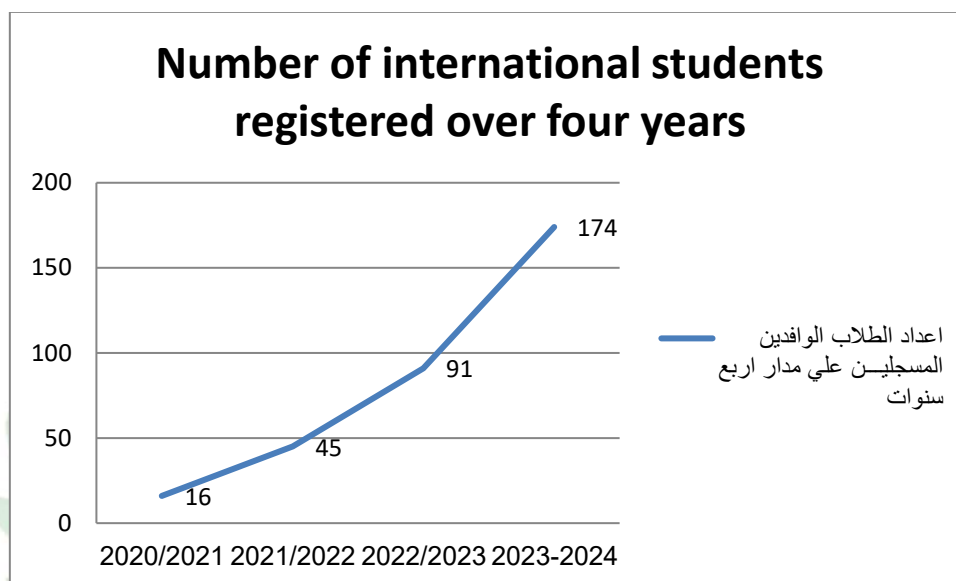


New programs over three years



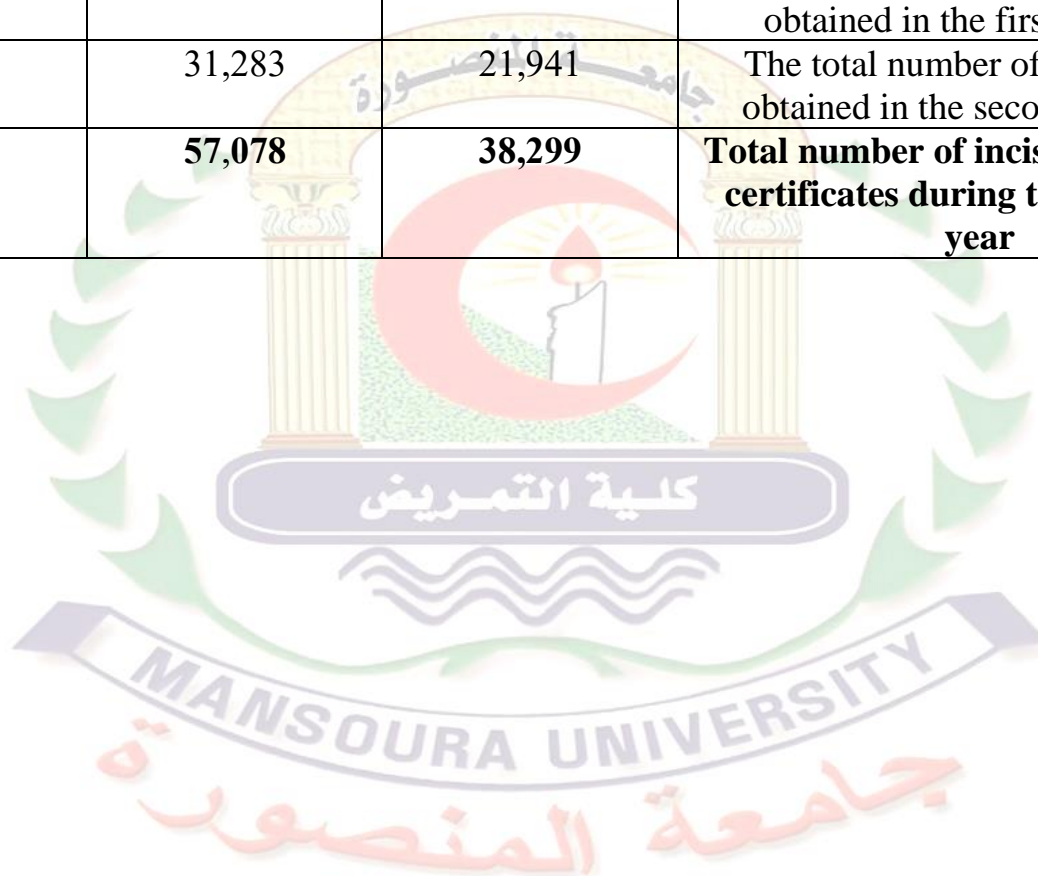
Statistics on the number of international students over the course of four years

2024-2023	2023/2022	2022/2021	2021/2020
174	91	45	16



**The college's achievements with the Egyptian Knowledge Bank over
three academic years**

2024-2023	2023-2022	2022-2021	
11,186	18,736	13,164	The total number of students registered in the academy
37,135	25,795	16,359	The total number of certificates obtained in the first semester
لم يتم بعد	31,283	21,941	The total number of certificates obtained in the second semester
37,135	57,078	38,299	Total number of incision Academy certificates during the academic year



College achievements with the Egyptian Knowledge Bank

2023-2024

The total number of certificates obtained in the first semester

37.135

The total number of students registered in the academy

11.186

2022-2023

The total number of certificates obtained in the second semester

31.283

The total number of certificates obtained in the first semester

25.795

The total number of students registered in the academy

18.736

2022-2021

The total number of certificates obtained in the second semester

21.941

The total number of certificates obtained in the first semester

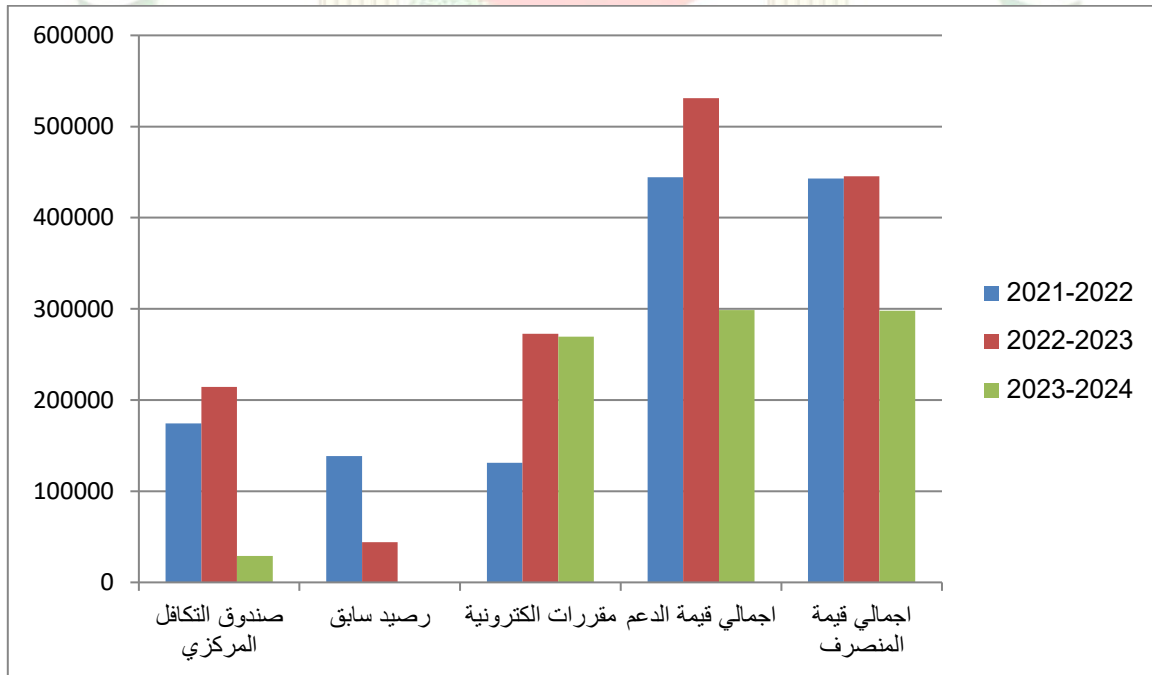
16.359

The total number of students registered in the academy

13.164

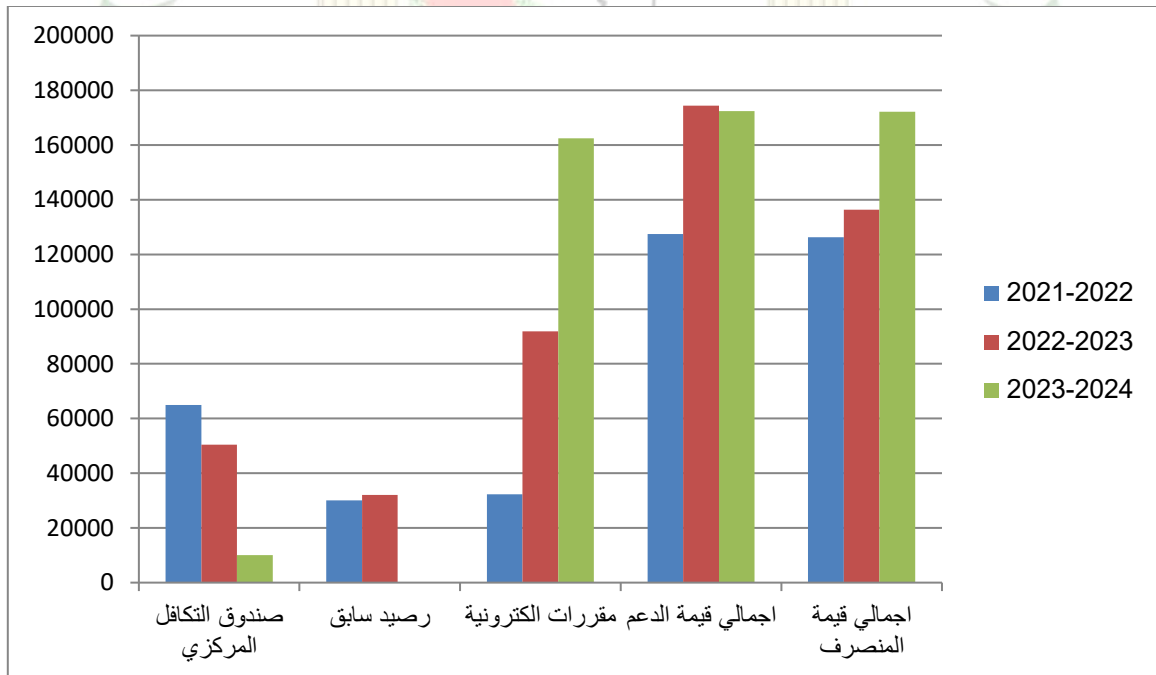
Number of students benefiting from the Social Solidarity Fund at the college level within three years

2024-2023	2023-2022	2022-2021	
29000	214500	174500	Social Solidarity Fund
0	43993	138606	previous balance
269574	272700	131330	Electronic courses
298574	531193	444436	Total value of financial support
297937	445575	443080	Total value spent



Number of students benefiting from the Social Solidarity Fund at the technical institute level within three years

2024-2023	2023-2022	2022-2021	
10000	50450	65000	Social Solidarity Fund
0	32071	30122	previous balance
162403	91842	32340	Electronic courses
172403	174363	127462	Total value of financial support
172217	136383	126320	Total value spent



Percentage of students participating in activities at the College of Nursing over 4 years

percentage	Preparing students participating in student activities	The total number of students in the college	Academic year
39.7%	1192	3002	2021-2020
48.2 %	2760	4719	2022-2021
95.2 %	5534	5808	2023-2022
97.7%	7376	7547	2024-2023

